



Make Time for History!

**Education Services
2025-2026**

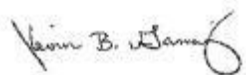
Welcome!

The Old Courthouse Museum, Pettigrew Home & Museum, and the Irene Hall Museum Resource Center are some of the best ways to experience history in the region. Interactive exhibits, special programs and speakers, and hands-on activities allow our visitors the opportunity to open their minds to the past and bring history into their lives. Whether student or teacher, all ages can enjoy what the museums have to offer.

This guide includes information about exhibits, programs, Discovery Packs, and other educational opportunities offered by the Siouxland Heritage Museums. We strive to make our programming factual, interactive, and curriculum relevant; it's a great way to supplement your classroom instruction. The best part of your visit is that we are FREE!

Thank you for taking an interest in the history of this area and bringing it to your students. If you have questions, please do not hesitate to contact the Education Department.

Sincerely,



Kevin Gansz
Curator of Education
(605) 978-7007
kgansz@minnehahacounty.gov

Siouxland Heritage Museums
200 W. 6th St. Sioux Falls, SD 57104
www.siouxlandmuseums.com
PHONE: (605) 367-4210

TABLE OF CONTENTS

Virtual Program Options	2
Research Resources Available	3
Visiting the Pettigrew Home & Museum	4
Visiting the Old Courthouse Museum	6
Programs at the Museums	8
Bussing Scholarships	9
Outreach Programs	10
Award-Winning Children's Book	13
Discovery Packs	14
Educator Coupon for Museum Store	19
Adult Programs	20

IMPORTANT CONTACTS

* **General Museum Information**

Old Courthouse Museum: (605) 367-4210
Pettigrew Home & Museum: (605) 367-7097
Irene Hall Museum Research Center: (605) 367-4203
email: museum@minnehahacounty.gov

* **Education Department Staff**

Kevin Gansz, Curator of Education: (605) 978-7007
kgansz@minnehahacounty.gov
Jill Van Veldhuizen, Education Assistant: (605) 978-7008
jvanveldhuizen@minnehahacounty.gov
Paavo Rasmussen, Education Assistant: (605) 978-7009
prasmussen@minnehahacounty.gov

* **To Schedule a Visit or Outreach Program**

Education Department: (605) 978-7015

* **To Reserve a Discovery Pack**

Jill Van Veldhuizen: (605) 978-7008

Visit us online at <http://www.siouxlandmuseums.com>

Visit Us Virtually!

Flexible Programming Options

For times you can't leave the classroom or host outside presenters, it is our goal to be flexible and still bring our love of history to your students! Many outreach programs are available pre-recorded on YouTube or can be scheduled for a virtual presentation to your classroom. Please call the Education Department at (605) 978-7015 for more information or to schedule a program.



Siouxland Heritage Museums channel

Find our most popular programs on our new YouTube channel. Ask about scheduling a follow-up Q&A with our staff.

Civil War Soldier; 50min, 41sec

Pioneer Experience; 45min, 24sec

Lakota Tipi; 30min, 56sec

Then & Now; 31min, 54sec

Pettigrew Home Tour; 24min, 5sec



Virtual Outreach Programs

Schedule a virtual program with one of our educators.

Many of our regular programs can be presented to your students remotely. Call for details. In addition, we are happy to offer the following virtual programs to your classroom.

Artifact Show-and-Tell

Are you studying a specific period of time in history and would like your students to see the real thing? Give us a call; we may be able to help! With over 100,000 artifacts in the collection, museum staff can bring history to life through a virtual artifact show-and-tell program.

YouTube Follow-up Q&A

For a more personal learning experience, schedule a live, virtual Q&A with a museum educator to supplement one of our pre-recorded YouTube programs.

Research Resources at the Museum Great for National History Day Projects!

Are your students working on historical research and writing with an emphasis on primary sources?

The Siouxland Heritage Museums have extensive manuscript and archival holdings. The foundation of these holding are the papers of Senator Richard Franklin Pettigrew, who, upon his death in 1926, bequeathed his documents, house, museum, and collection to the City of Sioux Falls. Since 1926, the archival collections have expanded considerably in size and scope. Some items are on micro-film.



Some available items that could be of use to your students include:

- * Newspapers and Magazines
- * Personal papers
- * Business records
- * Journals and Diaries
- * Letters
- * Books
- * Posters
- * Sioux Falls City Directories
- * Blueprints
- * Maps
- * Photographs
- * Legal documents

Research is by appointment at the Irene Hall Museum Resource Center. Please contact the Collections Department by phone at (605) 978-7016 for further information or to make an appointment.



The Old Courthouse Museum is excited to once again host the South Dakota Region 1 National History Day competition in March 2026!

The 2026 Theme is *Revolution, Reaction, Reform in History*.



Visit the elegant 1889 Queen Anne style home of South Dakota's first senator, R.F. Pettigrew. Tour the carefully restored historic home and browse through the museum galleries to discover the Sioux Falls of yesterday. Students can learn about family and social life in the late 1800s & early 1900s and explore the differences and similarities to modern times.

Museum Exhibits

The museum galleries introduce visitors to R. F. Pettigrew and early Sioux Falls. Learn about RF Pettigrew and the early history of the city. Explore the Cabinet of Curiosities, a re-creation of Pettigrew's original museum, the first public museum in Sioux Falls. The galleries include an 11 minute introductory video, many kid-focused interactive components, and lots of fascinating artifacts and photos.

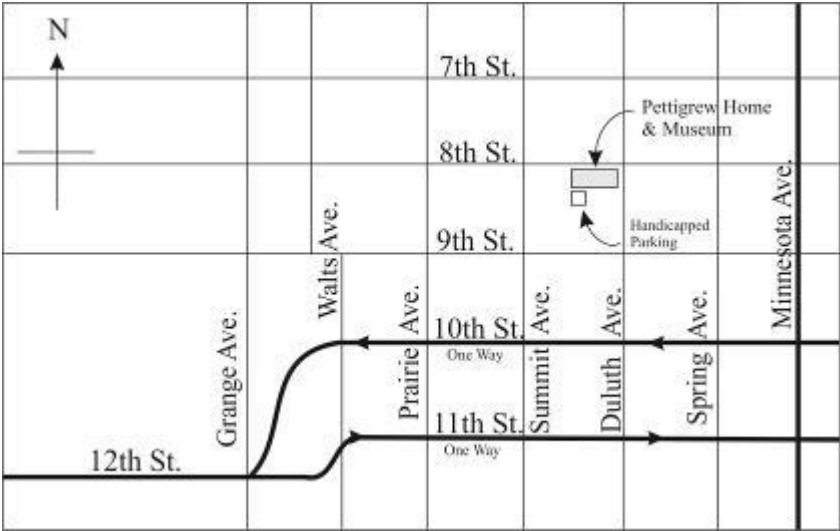
Exploring the Historic Home

The Pettigrew Home & Museum has been featured in Smithsonian Institution and National Geographic publications and is listed on the National Register. Its detailed woodwork, silk damask wall coverings, jeweled glass windows, and period-appropriate furnishings provide a peek into the life of a turn of the century political family.

Be our guest on a guided tour of the historic Pettigrew home.

- * Larger groups will be divided into multiple tour groups. Please allow an hour or more (depending on group size) to tour the home and view the galleries.
- * Schedule early for the best times! We recommend calling our Education Department, (605) 978-7015, at least two weeks in advance to make reservations for groups larger than five.
- * Mornings between October and April the home is closed to the general public. We are happy to accommodate school groups at this time when staffing allows.
- * We also offer a self-guided tour around the outside of the Pettigrew Home and Museum. Take advantage of a nice day to enjoy this fun activity!
- * If you're unable to visit in person, a video of the full 25-minute tour with our Curator of Education is available on our YouTube channel.

Finding the Pettigrew Home & Museum



Parking

There is free curbside parking available for buses and cars on both sides of 8th Street and on Duluth Avenue. Our main entrance is on 8th Street. Accessible parking and the ramp entrance are located on the south side of the museum through the alley.

Hours

Summer (May — September):
Monday — Saturday 9 a.m. — 5 p.m.
Sunday 12 — 5 p.m.

Winter (October—April):
Daily 12 — 5 p.m.*

**When staffing allows, we will be happy to accommodate school groups by appointment during the morning hours.*

Closed on federal holidays.

Additional Information

- * The Pettigrew Home & Museum is wheelchair accessible. When making reservations, please ask for additional information about services available to visitors with special needs.
- * In order to preserve the precious artifacts and the home’s unique interior, we cannot allow flash photography or video cameras inside the home.



Make time for history at the Old Courthouse Museum. Completed in 1892 with a landmark clock tower, this beautifully restored quartzite building features three floors of regional history exhibits. Students can tour the exhibits and explore the building's grand courtroom, elegant law library, hallway murals, and more.

Museum Exhibits

Exhibits at the Old Courthouse Museum highlight different elements of our regional history and support educational standards. Teachers and students can expect a variety of activities that make learning about history hands-on. As our exhibits change periodically, please call to find out what is currently on exhibit.

Watch for these exciting exhibits:

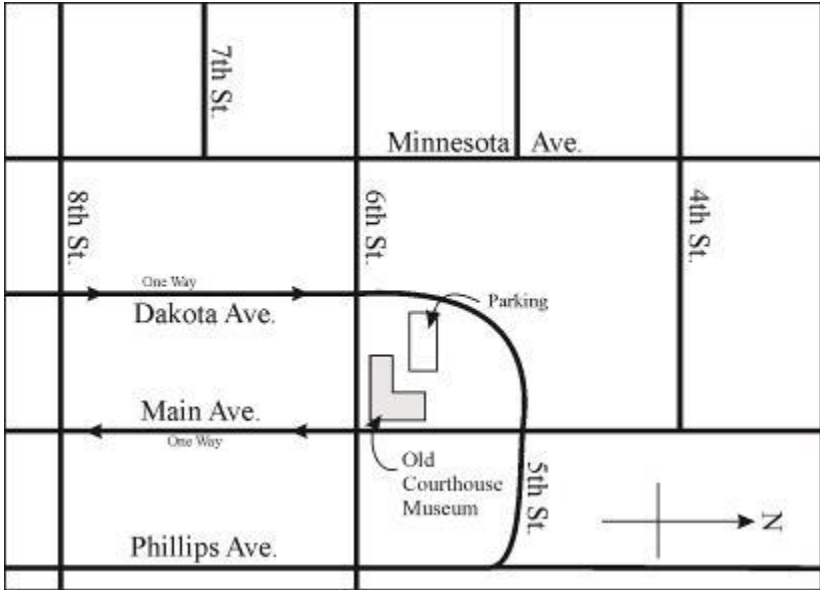


Tours

Be our guest on a guided tour of the Old Courthouse Museum and its exhibits.

- * Schedule early for the best times! We recommend calling our Education Department, (605) 978-7015, at least two weeks in advance.
- * We recommend that you allow an hour or more for your group to visit.
- * Museum staff can also give a welcome and overview of the building's history & an introduction to exhibits, and your group can browse at your own pace.
- * For a fun addition to your visit, try our indoor scavenger hunt or our self-guided tour around the exterior of the building.

Finding the Old Courthouse Museum



Parking

Free two hour parking is located in a lot to the northwest of the museum. Enter from Dakota Avenue or Main Avenue. Curbside metered parking is available as well, south of the museum along 6th Street and east of the building on Main Avenue. The accessible ramp entrance is on the north side of the building.

Hours

Monday — Friday	8 a.m. — 5 p.m.
Thursday	8 a.m. — 9 p.m.
Saturday	9 a.m. — 5 p.m.
Sunday	12 p.m. — 5 p.m.

Closed on federal holidays.

Additional Information

- * The Old Courthouse Museum is wheelchair accessible. When making reservations, please ask for additional information about services available to visitors with special needs.
- * Photography is allowed in the Old Courthouse Museum.
- * The museum store is located on first floor and features unique gifts, historic toys, books, and souvenirs.



Visit Us for These Fun Activities!

Programs at the Museum

Is a traditional tour not quite what you're looking for? Join us at the museum for fun, free programs that support current educational standards and help your students experience history. Please call the Education Department at (605) 978-7015 for information or to schedule a program.



Gaze into the night sky in our portable planetarium and discover the secrets of the constellations. Starlab gives students the tools to begin their own sky exploration. Starlab encompasses basic astronomy and mythology

and is applicable to science and history standards. Programs are offered to the public for a fee but are FREE to scheduled school groups.

- * Each Starlab presentation lasts approximately 30 minutes.
- * We can accommodate up to 25 people per program.
- * Starlab is for ages five and older only.

Mini Makers Story and Craft Add-on

Need a special activity for young learners? Add story time and a craft project to your visit! Students will enjoy a short read-aloud picture book, followed by a make-and-take craft. Choose from a variety of themes supporting our current exhibitions. Activity is appropriate for preschool and early elementary children.



Looking for an extra credit project for middle or high school students or a curriculum-relevant presentation for elementary classes? Watch for Focus on



History programs throughout the year. Experts on various history-related topics come to the museum for lectures, living history, & more, providing a great opportunity for students to explore history outside the classroom.

Lakota Tipi

Students learn about the importance of the buffalo and how buffalo hides and lodge pole pine trees were used to construct an efficient, portable home. Our educator will demonstrate how to erect a four-foot tipi with a tanned hide cover. This is an excellent activity in history and cultural awareness and can be used to support history and geography standards. The Tipi program is also available on our YouTube channel.

PowerPoint Presentations

Our PowerPoint presentations use historic photos and images from the museum's collection to tell the story of our community. These presentations can be done at the museum or they can come to your classroom!

Then and Now Sioux Falls

This presentation explores the history of Sioux Falls from the 1860s to 1910 by comparing historic photographs to contemporary images. Then and Now is also available on our YouTube channel..

Exposed: Behind the Lens of L. T. Butterfield

The photos of L. T. Butterfield, a local photographer, illustrate a snapshot in time (1885-1895) in the development of Sioux Falls.

Sioux Falls Architects

Wallace Dow, Joseph Schwarz, and the partnership of Perkins & McWayne were prominent local architects who designed many of the structures we still enjoy today.

East Side Story: The Legend of a Quarry Town

This presentation looks at the rise and fall of East Sioux Falls, a quarry town, and discusses the importance of the industry to this area.

Minnehaha County in World War I

This presentation takes a closer look at "The Great War", its causes, and how it affected those living in Minnehaha County at the time.

History Brought to Life

Bring history to life for your students by adding one of our living history programs to your visit. An educator dressed in historic attire will talk with your students about what it was like to live in the past.

Civil War Soldier

Pioneer Discovery or Pioneer Experience

World War I Soldier



Bussing Scholarships

No money for field trips? No problem! Whether you're visiting for a guided tour, a special speaker, or a regularly offered program, we may be able to help with your transportation costs. A limited amount of money is set aside from our endowment each year to assist in paying bus fees for visiting school groups. Please call Kevin Gansz, Curator of Education, at (605) 978-7007 for more information or to apply for assistance.



History Comes to You!

Outreach Programs

Because you can't always leave the classroom, and because we love to hit the road, we've developed several curriculum based programs we can bring to your classroom within Minnehaha County and the Tea and Harrisburg school districts for FREE. Fees may apply elsewhere. These programs support educational content standards and are a big hit with students and educators! Some programs may be done virtually. Please call the Education Department at (605) 978-7015 for information or to schedule a program.



If you can't come to Starlab, it could come to you! Starlab is FREE to school groups within Minnehaha County, Tea, and Harrisburg. Fees may apply elsewhere. Please call for minimums and space & setup requirements. Starlab encompasses basic astronomy and mythology and is applicable to science and history standards. Program is not suitable for after-school or unstructured, come-and-go programs.

Historic Tours

High School - Adult; ~ 60 minutes

Are your students studying architecture and design? Let us lead you on a guided tour through downtown Sioux Falls or one of our historic neighborhoods. Learn about the early people and history of Sioux Falls as you examine the beautiful architecture they created.

Discovering the Fur Trade

Grades 4 - 5; ~ 45 minutes

Bring the Fur Trade to life in your classroom! Students will learn the chief players as well as the history and economics of trade and will have a chance to view many furs and reproduction trade goods.

Civil War Soldier

Grades 4 - Adult; ~ 45 minutes

Are your students wondering what life was like for a Civil War soldier? Let them ask one! A historically attired Civil War re-enactor will visit your students and describe his equipment, clothing, and life. He will talk about his experiences serving in the Union Army during the Civil War, life in America in the 1860s, and reasons for joining the army. This is a great way to bring the reality of history to your classroom. The Civil War Soldier program is also available on our YouTube channel.

Lakota Tipi

Grades K - Adult; ~ 30 minutes

Our popular Tipi program can come to you! Your students learn about the importance of the buffalo and how buffalo hides and lodge pole pine trees were used to construct an efficient, portable home. Our educator will demonstrate how to erect a four-foot tipi with a tanned hide cover. This is an excellent activity in history and cultural awareness and can be used to support history and geography standards. The Tipi program is also available on our YouTube channel.



Pioneer Experience

Grades 2 - Adult; ~ 50 minutes

Bring the pioneers of the plains to your classroom! Educators dressed in historic clothing will visit with your students about what it was like to homestead in Dakota. First-hand accounts from diaries and letters as well as historic photos & reproduction props will be used to tell the Dakota pioneer story. This is a great way to bring our community's history to life for your students. Pioneer Experience is also available on our YouTube channel.

Pioneer Discovery

Preschool - 1st Grade; ~ 30 minutes



Show your students what it was like to be a child on the Dakota prairie during pioneer times! One of our educators will visit your classroom dressed in pioneer clothing. A short story about pioneer life will be followed by the opportunity to see, touch, and explore items used by Dakota pioneers.

World War I Soldier

High School - Adult; ~ 45 minutes

A WWI re-enactor in historic attire can visit your classroom to talk about his clothing, equipment, and service. Causes of the war, countries involved, and local effects will be discussed as well.

Minnehaha County in World War I

High School - Adult; ~ 45 minutes

Using historic images, this PowerPoint presentation takes a closer look at "The Great War", its causes, and how it affected those living in Minnehaha County at the time.

More Outreach Programs...

Then and Now Sioux Falls

Grade 3 - Adult; ~ 40 minutes

This PowerPoint presentation explores the history of Sioux Falls from the 1860s to 1910 by comparing historic photographs of the city to contemporary images. Your students can compare and contrast life in the past with present-day life! Then and Now is also available on our YouTube channel.

East Side Story: The Legend of a Quarry Town

Grades 3 - Adult; ~ 40 minutes

East Sioux Falls was a quarry town located 6 miles east of Sioux Falls. Through historic photos, this PowerPoint presentation looks at the rise and fall of the company town and discusses the importance of the quarry industry to this area.

Sioux Falls Architects

High School - Adult; ~ 60 minutes

As we look around our city today, we see buildings in all shapes and sizes from different points in our past and present. Wallace Dow, Joseph Schwarz, and the partnership of Perkins and McWayne were prominent local architects who designed many of the structures we still enjoy today. This PowerPoint presentation discusses some of the many buildings designed by these men as well as their architectural styles.

Exposed: Behind the Lens of L. T. Butterfield

Grades 3 - Adult; ~ 45 minutes

Leroy T. Butterfield worked in Sioux Falls during the late 19th century as an indoor portrait photographer. When time and weather permitted, Butterfield took his equipment outdoors and produced photographs of Sioux Falls and the surrounding area. His photographs captured the activity and vitality of the growing city, including details which are often lost in the posed portraiture of the time. This PowerPoint presentation uses Butterfield's photos to illustrate a snapshot in time (1885-1895) and the development of the Sioux Falls area.

Need a special program? Give us a call. We'll see what we can do!

Award-Winning Children's Book

Published by Siouxland Heritage Museums



Recently published middle-grade novel, *The Girl Who Moved to the Town That Wasn't There*, is perfect for students studying South Dakota history. The fictional story, seen from 10-year-old Virgie's perspective, is told in twelve chapters, each chapter a month in the life of the Vandenberg family as they settle into the budding town of Egan in Dakota Territory. Woven together with factual pieces of the author's family history and Egan's true settlement story as recorded in *The Egan Express* newspaper, *The Girl Who Moved to the Town That Wasn't There* pairs nicely with Laura Ingalls Wilder's novels.

Winner of the 2021 WILLA Literary Award in Children's Fiction and Nonfiction from Women Writing the West, the book was also awarded a silver medal in the Children's Fiction category of the Midwest Independent Publishers Association Book Awards.

- * The book is available for purchase in the Old Courthouse Museum Store. Save 10% by printing the coupon found on page 19 of this booklet.
- * A lesson plan with suggestions for discussion, reflection, and extension activities is available to accompany the book. Contact the Education Department to request a free digital copy.
- * Check out a copy of the book and lesson plan to use with your students. Call the Education Department at (605) 987-7015 for details or to reserve a classroom book bag.

Discovery Packs

Check out some fun!

Discovery Packs are hands-on educational kits available to teachers, day care providers, youth leaders, program directors, and families. Activities were designed to support curriculum content standards. Packs must be picked up and returned to the museum. A refundable deposit of \$20 per pack is required at pickup. Our complete loan policies can be viewed online: www.siouxlandmuseums.com. Please call Jill Van Veldhuizen at (605) 978-7008 to reserve Discovery Packs.

Natural History

Mammoths

Suggested Ages: Grades 2 - 8

Ice Age giants used to roam the plains; bring them back with this pack! Students can see castings of actual mammoth bones and participate in fun classroom activities while learning about this extinct animal and its importance to prehistoric man. Background information and suggested activities are included in a teacher's guide.

Furs and Bones

Suggested Ages: PreK - Grade 8

Like our popular Buffalo pack, this pack gives students a multi-sensory learning experience. Your class can learn about the importance of native animals while exploring a selection of furs, hides, skulls, and other bones. A teacher's guide includes suggested classroom activities as well as information about the animals themselves and the fur trade.

Fossils

Suggested Ages: Grades 3 - 12

Hands-on activities make this pack a big hit with students! Your class can learn about different types of fossils by creating their own molds and casts. A selection of genuine fossils is included as well. The teacher's guide provides background information and complete instructions for class activities.

Mammal Tracks

Suggested Ages: PreK- Grade 5

This fun pack includes latex replicas of the front and hind feet of 17 species of North American mammals. Track identification sheets, a user's guide, and a reproducible activity booklet are also included.

Archaeology

Suggested Ages: Grades 4 - 12

Introduce students to the wonders of archaeology. Learn how to analyze artifacts found to tell the story of past cultures. Along with reproducible handouts, the kit contains a mini-dig and a reconstruction project. A teacher's guide is included as well.

Maya in Guatemala

Suggested Ages: Grades 4 - 12

Is your class studying Latin America? This pack is for you! A staff member did an exchange program in Guatemala and brought back traditional clothing to try on and artifacts to share with you and your class. Learn about the Mayan culture and tradition and how it is still alive in Guatemala today.

Looking for more natural history activities?

For a fun paleontology focus, try pairing Fossils with Archaeology, Mammoths with Archaeology, or Fossils with Mammoths.

Mammal tracks pairs nicely with Furs and Bones for a broader study of native South Dakota animals.

Local History

Then and Now: Our Legacy

Suggested Ages: Grade 3 - Adult

Pictures tell the history of Sioux Falls from the 1860s to 1910 by comparing historical images of the city to contemporary images. Your students can compare and contrast life in the past with present-day life! Also included is a complete script. (Power Point format)

South Dakota

Suggested Ages: Grades K - 8

Looking for a fun addition to your South Dakota history lessons? This pack tests your students' knowledge of state history. It includes historical information, hands-on state symbols, fun classroom activities, and more!

The American Flag

Suggested Ages: Grade K - 5

The American flag is arguably the most important symbol of our nation. Learn about its history and evolution as well as flag etiquette and proper display of the flag. A miniature of each official U.S. flag is included as well as a full-size 50-star flag and teacher's guide with suggested activities.

Pioneer Items

Suggested Ages: Grades K- 8

Modern conveniences make it hard to imagine what life was like for the pioneers. Your students can travel back in time as they explore objects used by pioneer families. This pack includes many hands-on items including a coffee grinder, rug beater, and corn planter. Background information is included in a teacher's guide.

Time Detectives

Suggested Ages: Grades 1-8

Uncover life in early Sioux Falls! Exploring different topics (transportation, business, schools, quarrying, etc.) will help your students learn about early Sioux Falls. Each subject contains historic photographs, thought-provoking discussion questions, and suggested classroom activities. A complete teacher's guide is also included. (PowerPoint format.)

Pioneer Activities

Candle Dipping

Suggested Ages: Grade 2 - Adult

This pack contains the basic equipment to start you and your group on their way to making hand-dipped candles. The teacher's guide includes directions along with information on where to buy candle wax, how much to buy, a list of optional activities, and historical information about home lighting.

Pioneer Games

Suggested Ages: Grades K - 6

Discover how pioneer children created their own games from simple everyday objects! This pack contains a complete teacher's guide including background information, game instructions, and most objects needed to play the games.

Butter Churning

All Ages

This pack includes a churn, a wooden bowl, paddles, and a butter mold. Recipes, directions, activities, STEM connections, and other information are included in the teacher's guide.

Ice Cream

All Ages

This is an excellent outdoor activity! The pack contains a new hand-crank ice cream churn and teacher's guide with directions, recipes, STEM connections, and background information.

Inkle Looms

Suggested Ages: Grades 2 - 8

Bring this fun weaving activity to your group. The pack includes 11 looms, shuttles, background information, and complete instructions. All you need to provide is yarn!

Pioneer Clothing

Suggested Ages: Grades K - Adult

(Sizes vary and are suitable for approximately ages 7-12)

“Why do they dress funny?” Do your students wonder why pioneers dressed so differently? Find out with this exciting pack! Your students can learn about clothing worn by children during the late 1800s. This pack contains items for your students to discover and try on. A teacher’s guide with historical information about clothing styles, fabrics, and care is also included.

Historic Baseball

Suggested Ages: Grade 2 - Adult

Baseball, our national pastime, has not always been the game we know today. Play the historic games that evolved into the modern form of baseball. The pack includes the rules for two early variations of baseball, background information, photos, and a time line. Equipment included: reproduction balls, bases, and bats. Gloves are not provided and are optional.

Homesteading Board Game

Suggested Ages: Grades 2 - High School

Students can learn about challenges and choices facing early pioneers on their journey across the prairie. From deciding which items to buy or pack, to letting chance, with the roll of a die, decide what illness or disasters may strike, players “live” the homesteader experience as they race across the board to be the first to stake a claim. This pack contains a teacher’s guide, a game board, supply cards, journey cards, and game pieces. A longer loan period may be requested for this pack.

Classroom Book Bag

Suggested Ages: Grade 2 – 5

Check out a book bag with our recently published book, *The Girl Who Moved to the Town That Wasn’t There*, to use in your classroom! This middle-grade novel by local author Suzanne Hovik Fuller tells the story of the settlement of Egan, Dakota, from 10-year-old Virgie’s perspective. A bound copy of the lesson plan with suggestions for discussion, reflection, and extension activities is included in the book bag as well. A longer loan period may be requested for this pack.

Wool

Suggested Ages: Grades K—5

Wool has long been harvested by people for use in textiles and was popular with the pioneers. Your students can see, touch, and explore samples of wool in various stages of processing – sheared, carded, spun, dyed, knit, crocheted, felted, and woven – as well as some of the tools used to turn wool into textiles with this hands-on pack.

Looking for more pioneer activities?

Pairing Wool with Inkle Looms makes for a more in-depth, hands-on look at fiber.

Native American Topics

The Buffalo

Suggested Ages: PreK - Grade 8

Give your students a multi-sensory experience with this unique “touch” pack, which includes everything from a full hide and tallow soap to “milk teeth” and a bladder. The teacher’s guide includes information on the buffalo itself, its importance to the Dakota & Lakota people, and places to see live buffalo now.

Parfleche

Suggested Ages: PreK - Grade 8

Discover how Plains Indians made and used rawhide containers. This pack contains a parfleche and several items (reproductions) used in making a parfleche. The complete teacher’s guide includes suggestions on how students can create a paper version of a parfleche.

Native American Games

Suggested Ages: Grades K - 6

Games helped Native American children learn skills for use in real life. Your students can experience many games played by Plains Native Tribes. Background information and game rules, as well as most objects needed to play the games, are included with this pack.

Picture Writing

Suggested Ages: Grades K- 6

This pack contains rubber stamps illustrating a variety of Plains Native American symbols used to record a tribe’s stories and events. A reproduction hide winter count in the Lakota style, and its translation, is included as well. The teacher’s guide includes information on historic uses of picture writing and ideas for fun activities.

Native American Quillwork

Suggested Ages: Grades 2 - 8

Your class will love discovering this almost forgotten craft. Students will learn about the traditional native artform, and can even try their hands at a quilling activity. (Activity materials available for purchase in the Museum Store.) A selection of quills, quilled objects, photos, teacher's guide, and suggested activities complete this pack.

Looking for more Native American activities?

Try pairing Parfleche and Picture Writing to further investigate the art of hide processing.

Unique Books, Gifts, Prints, Native American
& South Dakota Made Products



**OLD COURTHOUSE
MUSEUM
STORE**

Supporting the Siouxland Heritage Museums

Discounts not available
on event tickets.

Educator Discount

10% Off

with coupon
through 5/31/26

Open Daily
Monday-Saturday 9 a.m. - 5 p.m.
Thursday 9 a.m. - 9 p.m.
Sunday Noon - 5 p.m.

Adult Programs

We have fun, educational programs for your organization's meeting or group outing. Fees may apply. Please call (605) 978-7015 for details.

Power Point Presentations: Learn local history through historic photographs from our collection!

- * Then and Now Sioux Falls
- * Exposed: Behind the Lens of L. T. Butterfield
- * East Side Story: The Legend of a Quarry Town
- * Sioux Falls Architects
- * Beer: Brewed, Bottled, and Banned
- * Sioux Falls' First Museum: The Pettigrew Home and Museum
- * Cruisin' Cuisine: Drive Ins of Sioux Falls
- * Pieces of the Past: Collections of Siouxland Heritage Museums
- * Civil War Veterans of Minnehaha County
- * On the Eve of Destruction: Sioux Falls Urban Renewal
- * The Season that Will Not End (Blizzards & Winter)
- * Whatever Happened to ... ?
- * Early Sioux Falls Parks
- * Early Churches of Sioux Falls
- * Cemeteries of Sioux Falls

Victorian Tea: Learn the history and etiquette of hosting an afternoon tea followed by the serving of a proper Victorian tea.



Historic Walking Tours: We can lead your group on a guided tour through Sioux Falls' history!

- * North Duluth Avenue
- * South End Cathedral District
- * Summit & Prairie Avenue
- * North McKennan
- * South McKennan
- * Phillips Avenue
- * Warehouse District
- * East Bank
- * Fort Dakota
- * Woodlawn Cemetery
- * Mount Pleasant Cemetery

Historic Bus Tours: Our staff can board your bus as a “step-on” guide to share the history of sites you pass by every day!

- * Early Sioux Fall Parks
- * Wallace Dow's Sioux Falls
- * Early Cemeteries of Sioux Falls
- * Sioux Falls Landmarks
- * Historic Markers
- * Early Sioux Falls Churches
- * Sioux Falls on the Move (Transportation)
- * Early Quarries of Sioux Falls
- * Old School Education

Behind the Scenes Tours: Explore the spaces behind closed doors!

- * Irene Hall Museum Resource Center – Take a guided tour through the resource center to learn how the Siouxland Heritage Museums' Collection is stored and taken care of. Find out what goes on every day to ensure the preservation of the artifacts that help build the story of Sioux Falls and Minnehaha County.
- * Old Courthouse Museum – Take a closer look at the Old Courthouse Museum from attic to basement, and learn about its construction and use as a courthouse.
- * Pettigrew Home & Museum – Peek into the nooks and crannies of the Pettigrew Home. The tour will cover early construction, restoration, and how we continue to care for the home today.

